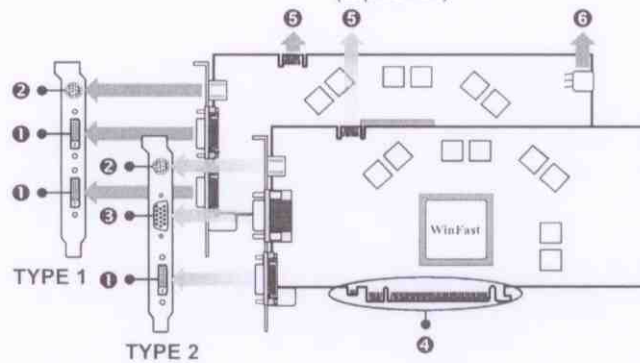




Broad Layout

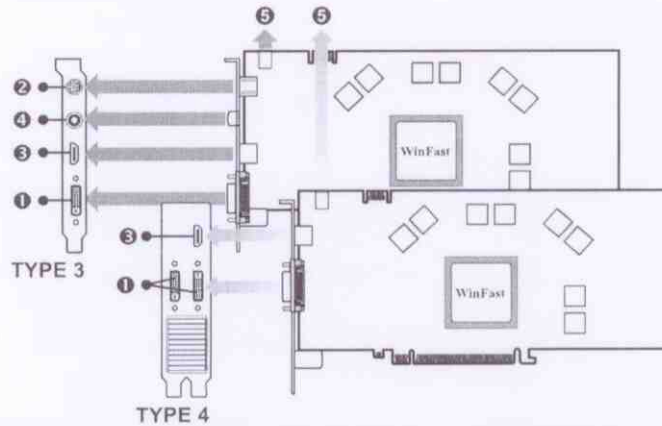
TYPE 1 / TYPE 2

- ❶ DVI Connector
- ❷ HDTV/VIVO / TV Out Connector (Optional)
- ❸ VGA Connector
- ❹ Bus Connector (AGP/PCI Express)
- ❺ SLI Connector (Optional)
- ❻ 4/6/8-pin Power Connector (Optional)



TYPE 3


- ❶ DVI Connector
- ❷ HDTV Connector (Optional)
- ❸ HDMI Connector
- ❹ Coaxial SPDIF Connector (Optional)
- ❺ Internal SPDIF-in Header



Note: The board layout is for your reference only. The graphics card you purchased may differ from the figures.




SPDIF Audio Cable Connection Instructions



Coaxial SPDIF Port

For External Coaxial SPDIF Connector

Connect the Coaxial SPDIF Audio cable to the external Coaxial SPDIF port on the motherboard, and connect the other side of the cable to the external Coaxial SPDIF port on the graphics card.




The External Coaxial SPDIF Port

For Internal SPDIF Connector

Connect the Internal SPDIF cable to the internal SPDIF-OUT header on the motherboard, and connect the other side of the cable to the internal SPDIF-IN header on the graphics card.

Internal SPDIF-IN Header



Internal SPDIF-OUT Header